



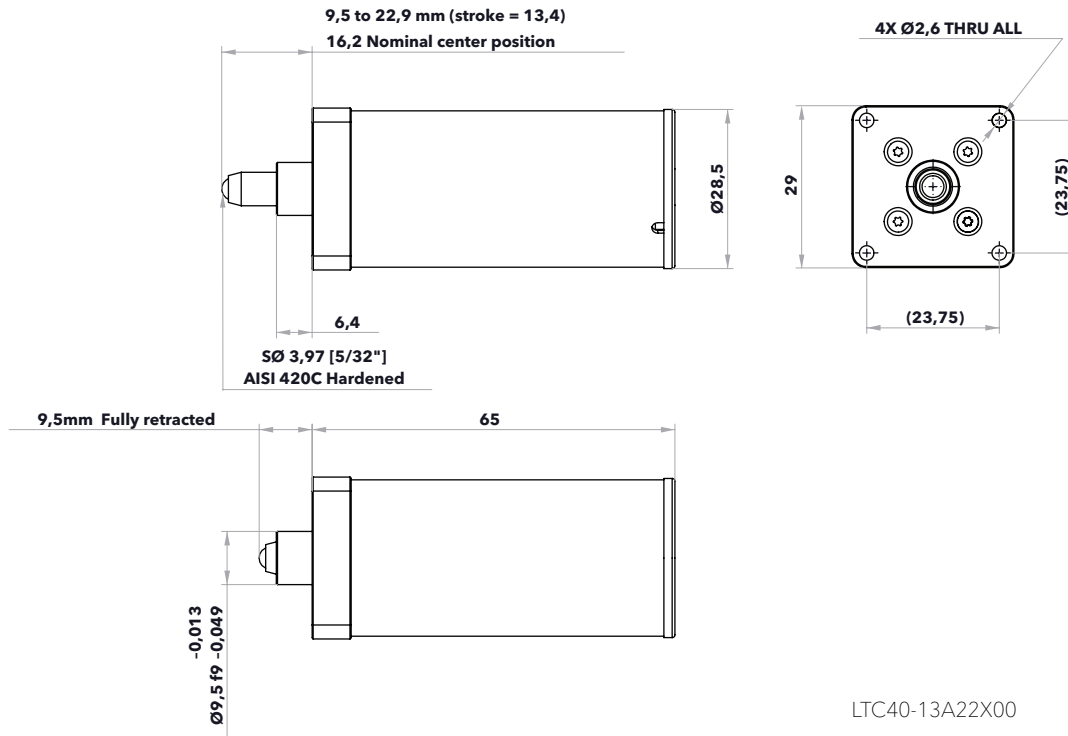
Technical specification LTC40

Type	Standard (A)
Stroke (mm) For more information, see table on opposite page.	0-13
Speed range (mm/s) @ Rhomb, no load, 20°C	0-12
Step length, full step (µm) @ Delta, no load, 20°C	5
Motor resolution, microstep (nm) 14 bits, 8192 microsteps, 20°C	<1
Built-in encoder	No
Encoder resolution (µm)	N/A
Stall force (N)	40
Holding force (N)	>40
Recommended operating range (N)	0-20
Operating voltage (V)	42-48
Power consumption (mW/Hz)	20
Operating temperature (°C)	-20 to +70
Mechanical size L x H x D (mm)	65 x 29 x 29
Weight (g)	175
Vacuum (torr)	N/A
Connector	Cable w. JST 05SR-3S or JST-SHR-05V-S
Material in motor housing	Stainless steel

Note: All specifications are subject to change without notice. For more information, see www.piezomotor.com.

Main dimensions

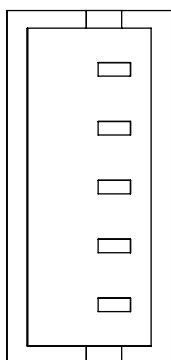
LTC40


Stroke range

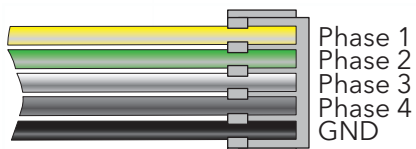
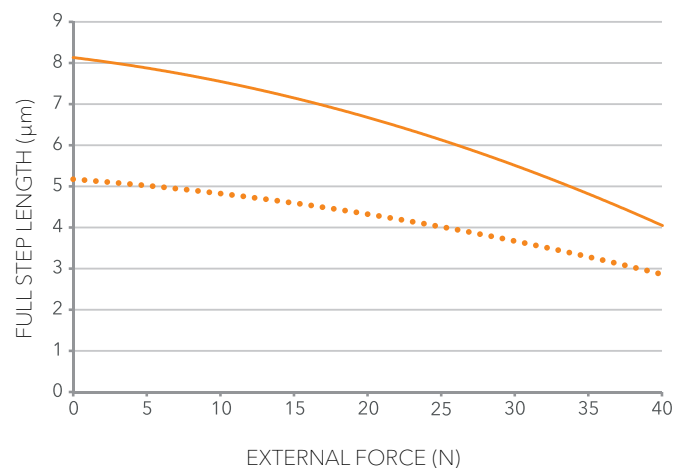
Stroke (mm)	Drive rod length
0-13	Fixed

Motor speed at 20°C, no load

Waveform	Max freq. (Hz)	Speed range (mm/s)
Delta	1500	0-8
Rhomb		0-12

Connection


- Phase 1 Yellow
- Phase 2 Green
- Phase 3 White
- Phase 4 Grey
- GND Black


Motor performance


- RHOMB
- DELTA

Motor performance with waveform Rhomb (filled) and waveform Delta (dotted). The full step length is the average distance the drive rod moves when the legs take one full step (i.e. for one waveform cycle).

Note: A standard deviation σ of 0.5 μm should be taken into account. Typical values are given for 20°C.