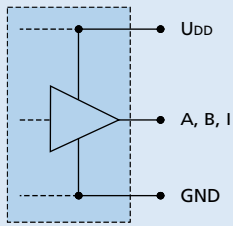
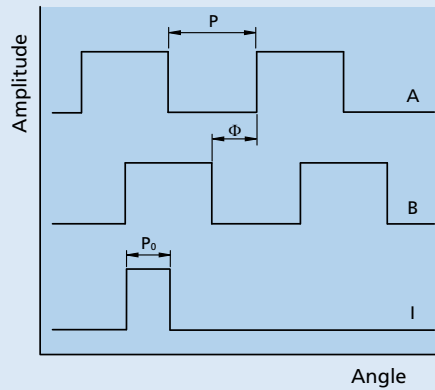


Circuit diagram / Output signals

Output circuit



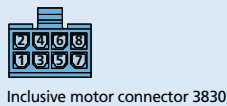
Output signals
with clockwise rotation as seen from the shaft end



Connector information / Variants

Example product designation: 2214S012BXTH IEF3-4096

Option	Type	Description
3807	Connector 	for combination with Brushless DC-Flat Motors series BXT H. Connector variants AWG 28 / PVC ribbon cable with connector MOLEX Picoblade 51021-0600, recommended mating connector 53047-0610.
3592	Connector 	for combination with Brushless DC-Flat Motors series BXT H. Connector variants AWG 28 / PVC ribbon cable with connector MOLEX Picoblade 51021-0600, recommended mating connector 53047-0610.



Connection Encoder

No. Function

- 1 N.C.
- 2 Channel I
- 3 GND
- 4 U_{DD}
- 5 Channel B
- 6 Channel A

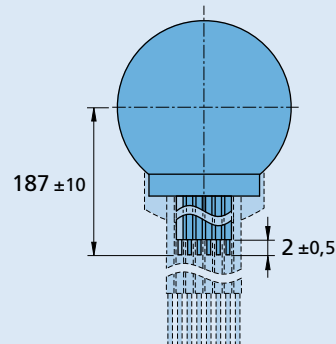
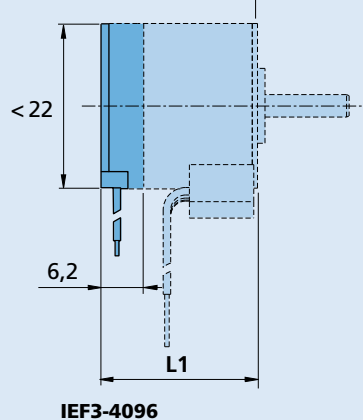


Standard cable
PVC-ribbon cable, 6-AWG 28, 1,27 mm

Caution:
Incorrect lead connection will damage the motor electronics!

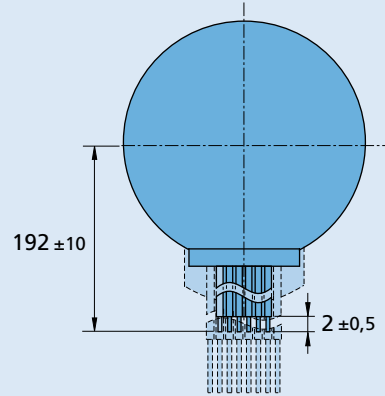
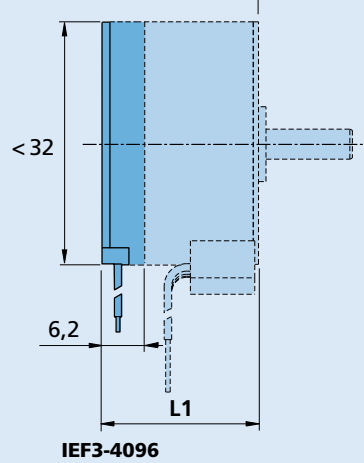
Dimensional drawing A

Example of combination with 2214...BXTH



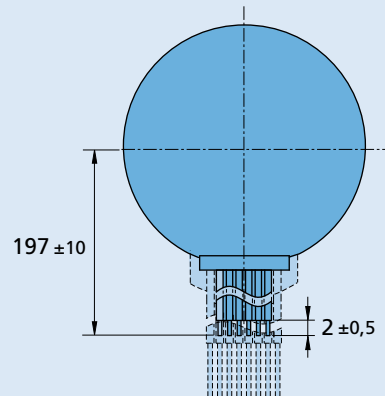
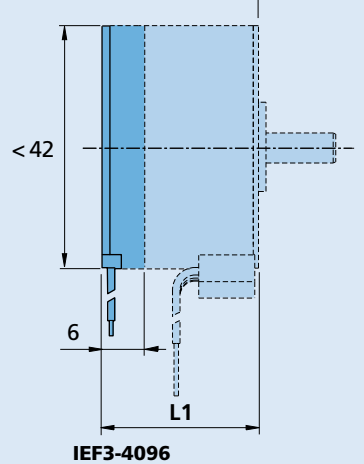
Dimensional drawing B

Example of combination with 3216...BXTH



Dimensional drawing C

Example of combination with 4221...BXTH



Scale reduced 